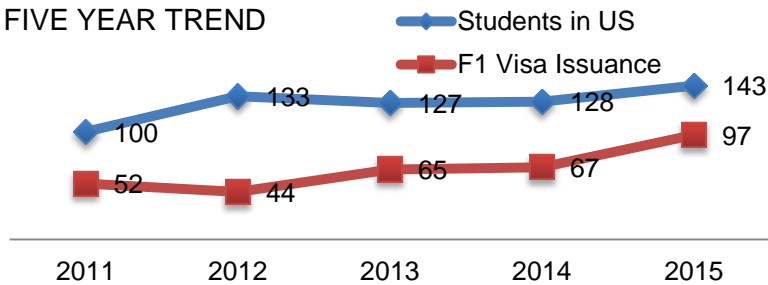


BHUTANESE STUDENTS IN U.S.

ORIGIN	2014/15	2015/16	% Change
Bhutanese Students in U.S.	128	143	11.7
International Students in U.S.	974,926	1,043,839	7.1

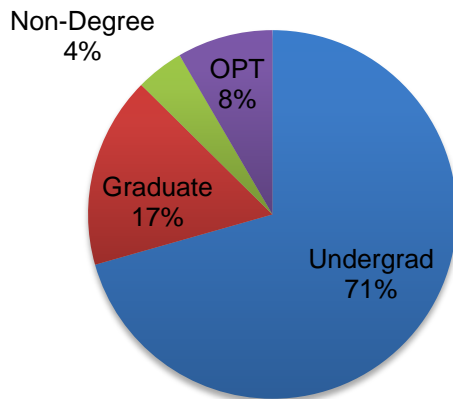
FIVE YEAR TREND



BHUTANESE STUDENT BREAKDOWN BY PROGRAM

BHUTAN	2014/15	2015/16	% Change
Undergrad	83	101	21.7
Graduate	29	24	-17.2
Non-Degree	3	6	100.0
OPT	13	12	-7.7

2015/16 PERCENTAGE BREAKDOWN



U.S. STUDENTS IN BHUTAN FIVE YEAR TREND

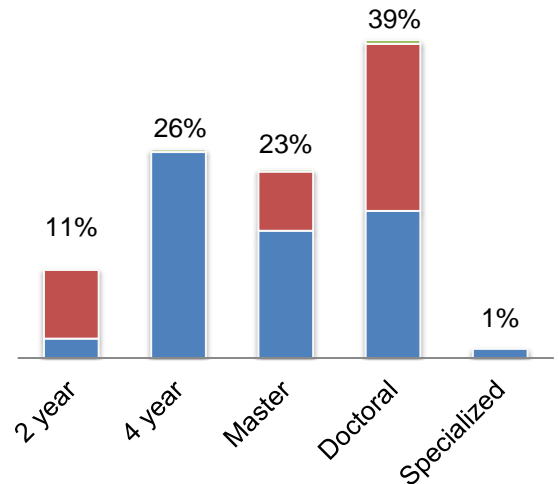


International students at U.S. colleges and universities increased by **7.1%** to **1,043,839** students in 2015/16 (68,913 students more than last year). International students now make up 5.2% of all higher education students in the United States.

There are **143** students from Bhutan in the United States, a **11.7%** increase from the previous year and a **22%** increase in undergraduate students. Approximately three-fourths of Bhutanese students are pursuing undergraduate/Bachelor's degrees in the United States.

BHUTANESE STUDENT CHOICES BY INSTITUTION TYPE

■ PRIVATE ■ PUBLIC



The number of U.S. students traveling to BHUTAN to study for academic credit at their home university in the United States increased by **7.9%** percent to **41**.

EducationUSA, the U.S. Department of State supported program and the official source of information on U.S. higher studies, is located in Thimphu with a Reference Center at the Department of Adult and Higher Education. Free information regarding U.S. higher studies and application process are also available at the EducationUSA Centers in India through the toll free number +91 1-800-103-1231, Monday to Friday, from 2:00-5:00 pm. EducationUSA in India offers free webinars every Friday at 4:00 PM at <http://bit.ly/1u5QUDX>. Students in Bhutan can access EducationUSA virtually through any of the seven centers in India.

REGIONAL & GLOBAL COMPARISONS

SOUTH & CENTRAL ASIAN STUDENT MOBILITY TO U.S.

Place of Origin	2014/15	2015/16	% Change
South and Central Asia	158,560	195,135	23.1
Afghanistan	471	498	5.7
Bangladesh	5,455	6,513	19.4
Bhutan	128	143	11.7
India	132,888	165,918	24.9
Kazakhstan	2,017	1,935	-4.1
Kyrgyzstan	227	227	0.0
Maldives	34	37	8.8
Nepal	8,158	9,662	18.4
Pakistan	5,354	6,141	14.7
Sri Lanka	2,882	3,080	6.9
Tajikistan	254	235	-7.5
Turkmenistan	201	216	7.5
Uzbekistan	491	530	7.9

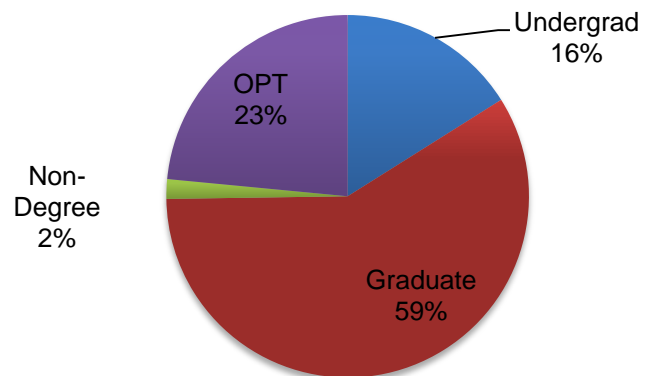
SCA STUDENT PROGRAM BREAKDOWN

SCA	2014/15	2015/16	% Change
Undergrad	26,704	31,355	17.4
Graduate	9,6225	114,548	19.0
Non-Degree	2,848	3,414	19.9
OPT	32,783	45,818	39.8

TOP FIVE PLACES OF ORIGIN

Rank	Place of Origin	2014/15	2015/16	% of Total	% Change
	World TOTAL	974,926	1,043,839	100.0	7.1
1	China	304,040	328,547	31.5	8.1
2	India	132,888	165,918	15.9	24.9
3	Saudi Arabia	59,945	61,287	5.9	2.2
4	South Korea	63,710	61,007	5.8	-4.2
5	Canada	27,240	26,973	2.6	-1.0

2015/16 SOUTH & CENTRAL ASIA
PERCENTAGE BREAKDOWN



TOP FIVE PLACES OF ORIGIN BY ACADEMIC LEVEL, 2015/16

Undergraduate				Graduate			
Rank	Place of Origin	2015/16	% Change	Rank	Place of Origin	2015/16	% Change
1	China	135,629	8.9	1	China	123,250	2.4
2	Saudi Arabia	33,952	10.0	2	India	101,850	19.7
3	South Korea	32,695	-5.6	3	South Korea	16,613	-5.6
4	India	19,302	16.8	4	Saudi Arabia	13,210	5.0
5	Vietnam	14,390	15.6	5	Canada	10,220	-3.6

TRENDS & INSIGHTS

Most students from Bhutan pursue higher studies in India, followed by Australia. The number of Bhutanese students in the U.S. is largely due to special scholarships offered by U.S. institutions. Trends indicate Bhutanese students begin at community colleges and continue to four-year institutions to complete Bachelor's degree. EducationUSA advisers from Delhi, India, travel to Bhutan annually for outreach to raise awareness about U.S. higher studies and availability of virtual services from the India centers.